

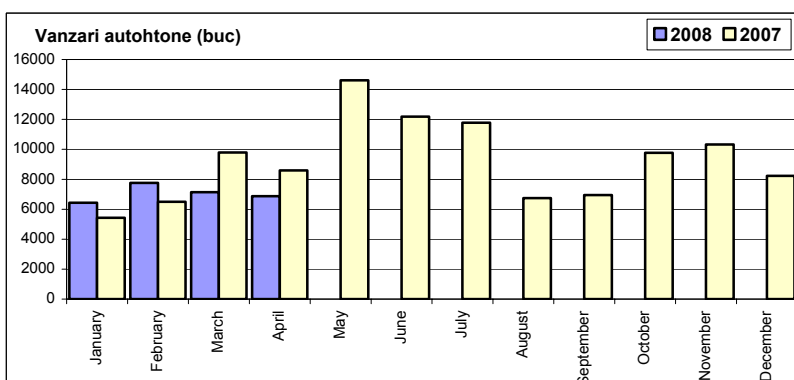
Top vânzări marci automobile - Aprilie 2008

	Autoturisme				Vehicule comerciale (inclusiv minibusuri si autobuze)				Total			
	unitati		cota piata		< 3.5 t		> 3.5 t		unitati		cota piata	
	Apr-08	Cumul-08	Apr-08	Cumul-08	Apr-08	Cumul-08	Apr-08	Cumul-08	Apr-08	Cumul-08	Apr-08	Cumul-08
DACIA	6 271	25 890	27.1%	28.6%	856	2 712	0	0	7 127	28 602	24.9%	25.8%
RENAULT	1 958	6 914	8.5%	7.6%	306	961	0	0	2 264	7 875	7.9%	7.1%
SKODA	2 114	8 217	9.1%	9.1%	9	53	0	0	2 123	8 270	7.4%	7.5%
FORD	1 349	5 879	5.8%	6.5%	558	1 662	0	0	1 907	7 541	6.7%	6.8%
VW	1 599	6 388	6.9%	7.1%	246	1 124	40	165	1 885	7 677	6.6%	6.9%
PEUGEOT	1 173	3 468	5.1%	3.8%	313	1 140	0	0	1 486	4 608	5.2%	4.2%
OPEL	1 361	6 003	5.9%	6.6%	34	137	0	0	1 395	6 140	4.9%	5.5%
FIAT	787	2 665	3.4%	2.9%	463	2 503	0	0	1 250	5 168	4.4%	4.7%
HYUNDAI	909	3 496	3.9%	3.9%	5	9	0	0	914	3 505	3.2%	3.2%
IVECO	0	0	0.0%	0.0%	351	1 042	491	1 801	842	2 843	2.9%	2.6%
TOYOTA	718	3 243	3.1%	3.6%	122	358	0	0	840	3 601	2.9%	3.2%
CHEVROLET	831	3 323	3.6%	3.7%	0	0	0	0	831	3 323	2.9%	3.0%
MERCEDES	236	900	1.0%	1.0%	227	916	255	1 228	718	3 044	2.5%	2.7%
KIA	616	2 496	2.7%	2.8%	20	32	0	0	636	2 528	2.2%	2.3%
DAEWOO	601	2 307	2.6%	2.5%	0	0	0	0	601	2 307	2.1%	2.1%
SEAT	375	1 198	1.6%	1.3%	0	0	0	0	375	1 198	1.3%	1.1%
MITSUBISHI	286	1 249	1.2%	1.4%	44	272	15	40	345	1 561	1.2%	1.4%
CITROEN	203	744	0.9%	0.8%	114	438	0	0	317	1 182	1.1%	1.1%
HONDA	308	904	1.3%	1.0%	0	0	0	0	308	904	1.1%	0.8%
AUDI	301	979	1.3%	1.1%	0	0	0	0	301	979	1.1%	0.9%
Rest	1 175	4 331	5.1%	4.8%	62	342	879	3 310	2 116	7 983	7.4%	7.2%
TOTAL	23 171	90 594	100.0%	100.0%	3 730	13 701	1 680	6 544	28 581	110 839	100.0%	100.0%

Vanzari autoturisme autohtone

Luna/An	2008	2007	Variatie
January	6 429	5 429	18.4%
February	7 761	6 494	19.5%
March	7 135	9 793	-27.1%
April	6 872	8 591	-20.0%
May	-	14 606	-
June	-	12 183	-
July	-	11 782	-
August	-	6 743	-
September	-	6 945	-
October	-	9 774	-
November	-	10 328	-
December	-	8 234	-
Total	28 197	30 307	-7.0%

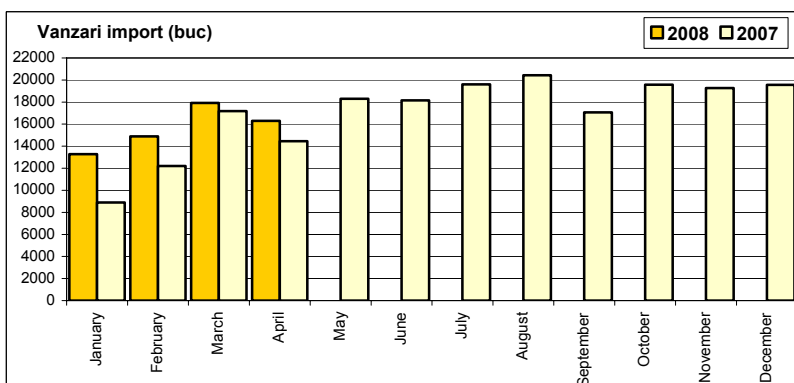
110 902



Vanzari autoturisme import

Luna/An	2008	2007	Variatie
January	13 283	8 897	49.3%
February	14 890	12 210	21.9%
March	17 925	17 176	4.4%
April	16 299	14 453	12.8%
May	-	18 306	-
June	-	18 154	-
July	-	19 611	-
August	-	20 438	-
September	-	17 066	-
October	-	19 573	-
November	-	19 266	-
December	-	19 569	-
Total	62 397	52 736	18.3%

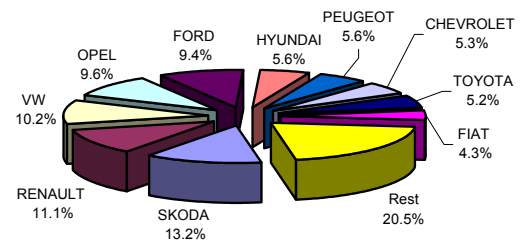
204 719



Top vanzari autoturisme import - marci

MARCA	Aprilie		Variație Mar.		4 luni 2008		Variație 2007	
	poziție	unitati	poziție	procent	poziție	unitati	poziție	procent
SKODA	1	2114	2	↗ 7.9%	1	8217	2	↗ 15.6%
RENAULT	2	1958	3	↗ 10.4%	2	6914	1	↘ -8.1%
VOLKSWAGEN	3	1599	4	↘ -7.9%	3	6388	3	↘ -3.0%
OPEL	4	1361	1	↘ -33.5%	4	6003	4	↗ 22.6%
FORD	5	1349	5	↘ -11.4%	5	5879	6	↗ 55.3%
HYUNDAI	7	909	6	↘ -39.4%	6	3496	8	↗ 12.3%
PEUGEOT	6	1173	9	↗ 30.2%	7	3468	7	↘ -3.8%
CHEVROLET	8	831	7	↘ -31.8%	8	3323	5	↘ -12.7%
TOYOTA	10	718	8	↘ -27.9%	9	3243	9	↗ 26.7%
FIAT	9	787	10	↗ 21.8%	10	2665	10	↗ 41.9%
Rest		3500		-3.4%		12801		62.5%
TOTAL		16299		-9.1%		62397		18.3%

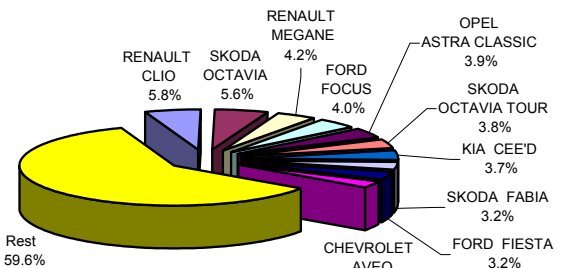
Autoturisme import - marci - 4 luni 2008



Top vanzari autoturisme import - modele

MODEL	Aprilie		Variație Mar.		4 luni 2008		Variație 2007	
	poziție	unitati	poziție	procent	poziție	unitati	poziție	procent
RENAULT CLIO	1	1111	1	↗ 11.4%	1	3597	1	↘ -15.1%
SKODA OCTAVIA	2	880	3	↗ 9.5%	2	3515	7	↗ 68.6%
RENAULT MEGANE	3	685	5	↗ 0.1%	3	2648	2	↘ -0.1%
FORD FOCUS	9	517	12	↗ 2.6%	4	2488	13	↗ 112.5%
OPEL ASTRA CLASSIC	5	590	2	↘ -35.0%	5	2459	4	↗ 2.8%
SKODA OCTAVIA TOUR	4	633	10	↗ 20.6%	6	2358	5	↗ 2.2%
KIA CEE'D	6	557	8	↘ -0.4%	7	2290	-	-
SKODA FABIA	7	528	9	↘ -0.1%	8	2015	6	↘ -0.1%
FORD FIESTA	12	381	6	↘ -36.4%	9	1992	9	↗ 0.1%
CHEVROLET AVEO	8	520	4	↘ -23.0%	10	1844	3	↘ -29.2%
Rest		9897		-11.2%		37191		20.7%
TOTAL		16299		-9.1%		62397		18.3%

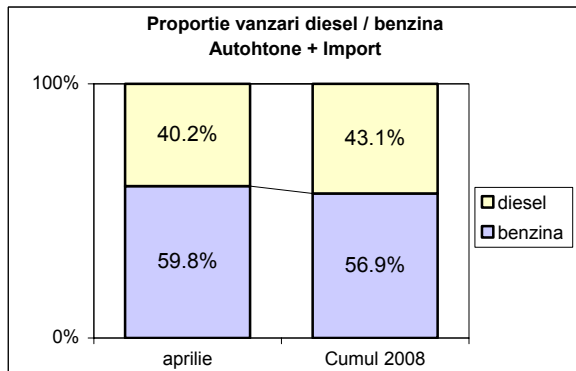
Autoturisme import - modele - 4 luni 2008



Vanzari autoturisme DIESEL

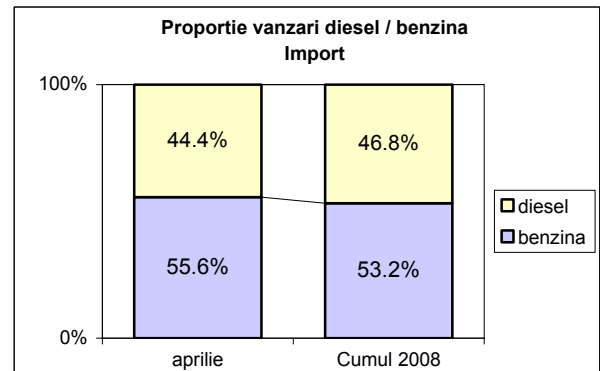
Autohtone + Import

	benzina		diesel		total
aprilie	13 849	59.8%	9322	40.2%	23 171
Cumul 2008	51 543	56.9%	39051	43.1%	90 594



Import

	benzina		diesel		total
aprilie	9 065	55.6%	7234	44.4%	16 299
Cumul 2008	33 201	53.2%	29196	46.8%	62 397

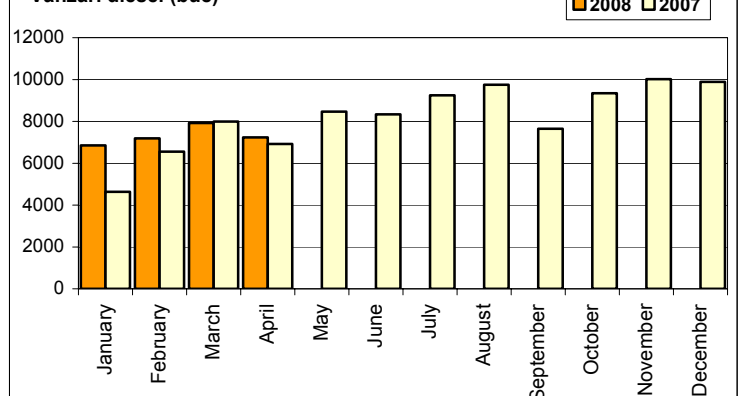


Vanzari autoturisme DIESEL - import

Luna/An	2008	pondere diesel	2007	pondere diesel	Variație 08/07
January	6 849	51.6%	4 634	52.1%	47.8%
February	7 187	48.3%	6 556	53.7%	9.6%
March	7 926	44.2%	7 992	46.5%	-0.8%
April	7 234	44.4%	6 925	47.9%	4.5%
May	-	-	8 469	46.3%	-
June	-	-	8 338	45.9%	-
July	-	-	9 250	47.2%	-
August	-	-	9 752	47.7%	-
September	-	-	7 652	44.8%	-
October	-	-	9 349	47.8%	-
November	-	-	10 022	52.0%	-
December	-	-	9 891	50.5%	-
Total	29 196	46.8%	26 107	49.5%	11.8%

98 830

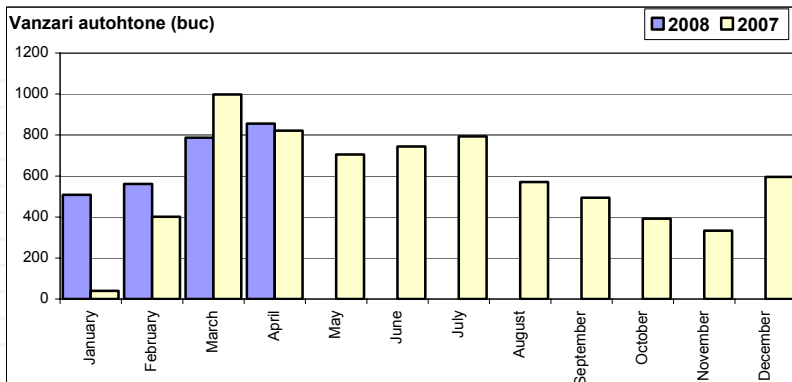
Vanzari diesel (buc)



Vanzari comerciale usoare + minibusse autohtone

Luna/An	2008	2007	Variatie
January	508	40	1170.0%
February	561	401	39.9%
March	787	998	-21.1%
April	856	821	4.3%
May	-	705	-
June	-	744	-
July	-	793	-
August	-	571	-
September	-	494	-
October	-	392	-
November	-	333	-
December	-	596	-
Total	2 712	2 260	20.0%

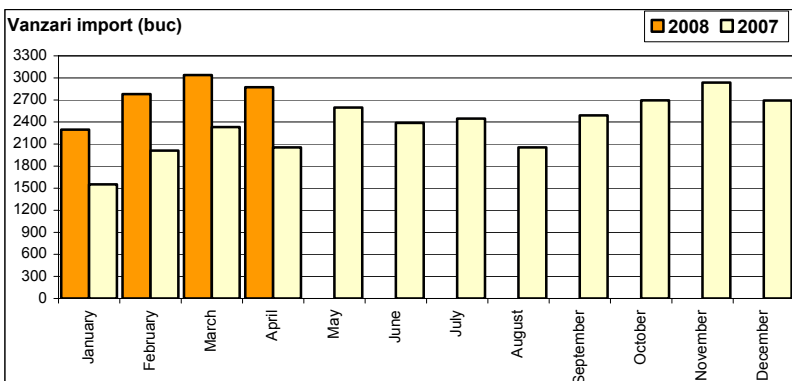
6 888



Vanzari comerciale usoare + minibusse import

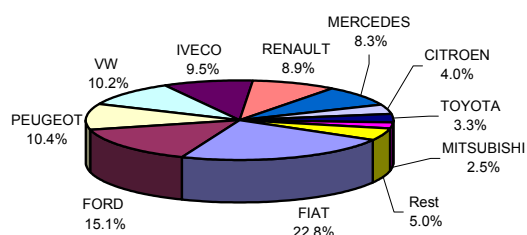
Luna/An	2008	2007	Variatie
January	2 297	1 553	47.9%
February	2 780	2 011	38.2%
March	3 038	2 331	30.3%
April	2 874	2 054	39.9%
May	-	2 597	-
June	-	2 387	-
July	-	2 446	-
August	-	2 054	-
September	-	2 491	-
October	-	2 695	-
November	-	2 936	-
December	-	2 693	-
Total	10 989	7 949	38.2%

28 248



Vanzari comerciale <3.5t si minibusse import - marci

MARCA	Aprilie		Variație Mar.		4 luni 2008		Variație 2007	
	poziție	unitati	poziție	procent	poziție	unitati	poziție	procent
FIAT	2	463	1	↘ -19.2%	1	2503	2	↗ 71.2%
FORD	1	558	2	↗ 12.5%	2	1662	1	↗ 8.6%
PEUGEOT	5	313	3	↘ -6.6%	3	1140	4	↗ 36.2%
VOLKSWAGEN	6	246	4	↘ -24.3%	4	1124	5	↗ 38.9%
IVECO	3	351	5	↗ 15.5%	5	1042	3	↗ 0.8%
RENAULT	4	314	6	↗ 18.5%	6	981	6	↗ 46.4%
MERCEDES BENZ	7	227	7	↗ 2.7%	7	916	7	↗ 83.9%
CITROEN	9	114	9	↘ -0.9%	8	438	8	↗ 43.6%
TOYOTA	8	122	10	↗ 7.0%	9	358	10	↗ 94.6%
MITSUBISHI	10	44	8	↗ -64.5%	10	272	9	↗ 45.5%
Rest		122		-26.5%		553		28.0%
TOTAL		2874		-5.4%		10989		38.2%

Vanzari com <3.5t si minibusse import - marci
- 4 luni 2008

Vanzari comerciale <3.5t si minibusse import - modele

MODEL	Aprilie		Variație Mar.		4 luni 2008		Variație 2007	
	poziție	unitati	poziție	procent	poziție	unitati	poziție	procent
FORD TRANSIT	1	495	1	↗ 4.4%	1	1537	1	↗ 14.8%
FIAT DUCATO	3	234	2	↘ -36.4%	2	1332	4	↗ 108.8%
IVECO DAILY	2	315	3	↗ 9.8%	3	963	2	↘ -4.5%
PEUGEOT BOXER	4	230	4	↘ -10.9%	4	837	5	↗ 45.8%
FIAT DOBLO CARGO	5	187	6	↗ 10.7%	5	817	3	↗ 7.9%
RENAULT MASTER	6	175	5	↗ 0.6%	6	598	7	↗ 50.3%
MERCEDES BENZ SPRIN	7	148	8	↗ 8.8%	7	584	6	↗ 40.4%
VOLKSWAGEN TRANSPC	10	84	7	↘ -41.7%	8	384	9	↗ 76.1%
CITROEN JUMPER	9	93	12	↗ 1.1%	9	352	8	↗ 51.7%
TOYOTA HI-LUX	8	116	10	↗ 8.4%	10	343	14	↗ 90.6%
Rest		797		-3.9%		3242		48.1%
TOTAL		2874		-5.4%		10989		38.2%

Vanzari com <3.5t si minibusse import - modele
- 4 luni 2008